

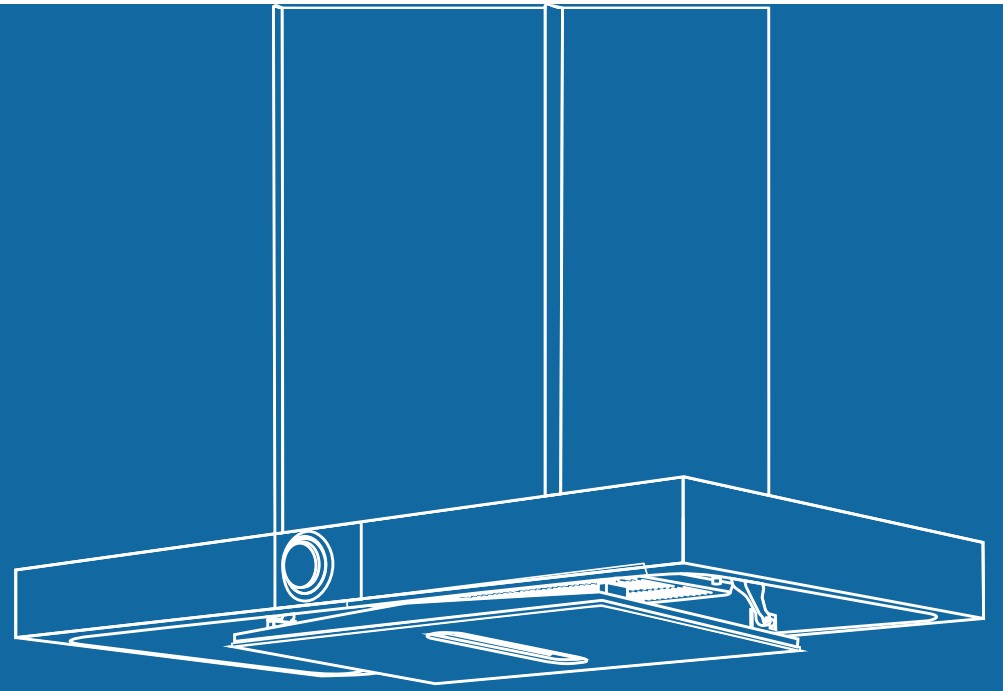


USER MANUAL FOR
ELITE



6, Sarat Chatterjee road
Kolkata - 700 089, Toll Free No.: 1800 121 0600
Email: customercare@propello.in
www.propello.in
CIN: U74900WB2009PTC137818





**INSTRUCTION MANUAL
AND WARRANTY CARD**

CONTENT

Notice	02
Installation	02
Notice of Installation	02
Safety Warning	03
Operation	04
Model Description	05

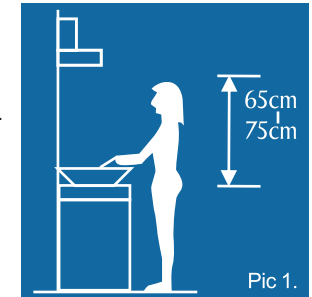
1. NOTICE

- 1) Thank you for choosing our Cooker Hood. Please read the instruction manual carefully before use.
- 2) The installation work must be undertaken by a qualified and competent fitter.
- 3) The manufacture disclaims all liability for any damage or injury caused as a result of not following instructions for installation contained in the following text.

The Cooker Hood is used on 220~240V, 50Hz.

2. INSTALLATION


- 1) The Cooker Hood should be placed at a distance of 65~75cm (26~30inch) from the cooking surface for the best effect. See Pic 1.
- 2) Install the Hook on a suitable place once the installation height is fixed, and keep it in line. The fixed position of the inside chimney bracket is the place of chimney.
- 3) Put the Cooker Hood on the hook.



Pic 1.


3. NOTICE OF INSTALLATION

- 1) Before installation, please ensure the area is clean to avoid suction of the remaining bits of broken wood and dust.
- 2) It cannot share the same air ventilation tube with other appliance such as gas tube, warmer tube, and hot wind tube.
- 3) The bending of ventilation tube should be $\geq 120^\circ\text{C}$, parallel or above the start point and should be connected to the external wall.
- 4) After installation, make sure that the extractor is level to avoid grease collection at one end.



4. SAFETY WARNING

- ◇ Keep your children from using the Cooker Hood.
- ◇ Your Cooker Hood is for domestic use only, not suitable for barbecue, roast shop and other commercial use.
- ◇ Any installation work must be carried out by a qualified electrician or competent person.
- ◇ The Cook Hood and its filter should be cleaned regularly in order to keep in good working order.
- ◇ Before cleaning, always ensure that you have switched your Cooker hood off.
- ◇ Clean the Cooker Hood according to the instruction manual and keep the Cooker Hood from the danger of burning.
- ◇ No fire for drying your Cooker Hood.
- ◇ If there is any fault with your Range Hood, please call the service department appointed by agent for servicing.
- ◇ Please keep the room draughty when your Cooker Hood and gas hob are working.
- ◇ Do not exhaust the gas from Cooker Hood through the same heated flue which is for the gas from gas hob and other kitchen appliances.
- ◇ Before installation and usage, read all the instructions and make sure that the voltage (V) and the frequency (Hz) indicated on your Cooker Hood are exactly the same as voltage (V) and the frequency (Hz) in your home.
- ◇ In order to get the most out of your Cooker Hood, please read the instruction manual before installing & using, and keep it in a safe place.



5. OPERATION

- Clockwise rotation : Speed 1 - 2 - 3
- Anticlockwise rotation : Speed 3 - 2 - 1
- Press knob one time : Light on
- Press knob two times : 60 seconds time-delay function
- Press knob for 5 seconds : Auto clean function, light flashing



Warranty Card

Dear Customer,

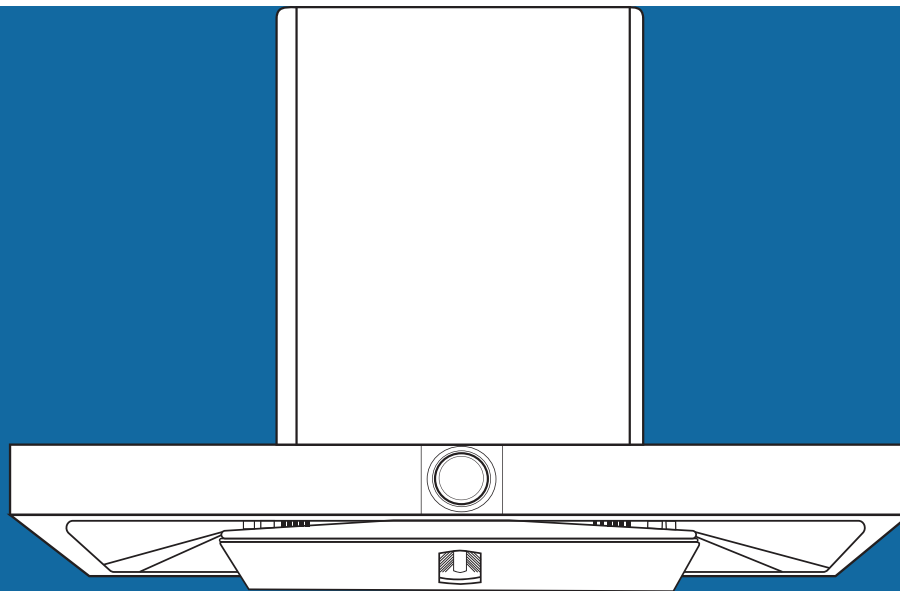
Congratulations! You have become a proud owner of Propello Kitchen hood / Appliances, the model mentioned below is covered under warranty against all manufacturing defects for a period of 12 months (the motor carries a Lifetime warranty) from the date of purchases subject to the conditions mentioned below ,

Model:

SI No.:

Bill No.:

Purchasing Dealer's Name with signature & seal:



MODEL NAME - ELITE	
SIZE	90 CM
FILTER TYPE	TEFLON COATED FILTER WITH OIL COLLECTOR & DRY AUTO CLEAN
BODY TYPE & COLOR	WOODEN FINISH GLASS & SS
SWITCH TYPE	KNOB CONTROL
AIR OUTLET	160 MM
MOTOR WATTAGE	270 WATTS
SPEED	THREE
LIGHT	LED 6W
SUCTION	1800m3/hr

Warranty Terms & Conditions

The goods are warranted against all manufacturing defects for a period of 12 months (the motor carries a lifetime warranty) from the date of purchase subject to the following conditions.

- A. The warranty does not cover charcoal filter, bulbs, glass parts and such other items that are subject to normal wear and tear due to operations
- B. Defective cooker hood with valid warranty card and original bill to be produced to the authorized service franchise or service dealer by the customer's own cost during working hours or upon visit.
- C. This warranty does not cover defects as result of accident/ damage due to transit or misuse.
- D. This warranty is not applicable if the damage is a result of attractions, unauthorized repairs, tampering or alteration of any part, unauthorized installation or damages caused as a result of natural calamity, nots or any unnatural circumstances and any kind of electrical malfunction including high voltage supply.
- E. This warranty is valid only when it bears the signature and stamp of the authorized dealer
- F. The defective item or component will be replaced / repaired at the sole discretion of Propello Innovations Pvt. Ltd. and the replaced parts will be the property of Propello Innovations Pvt Ltd.
- G. This product is intended for domestic use and not for commercial use.
- H. All disputes are subject to Kolkata jurisdiction

ELITE

Customer's Signature

